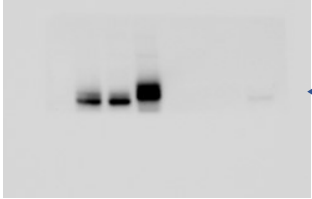


Figure 2

Full unedited blot for Figure 2B
G3 MB vs. SHH MB – MYC (57-65 kDa)



Full unedited blot for Figure 2B
G3 MB vs. SHH MB – GAPDH (37 kDa)

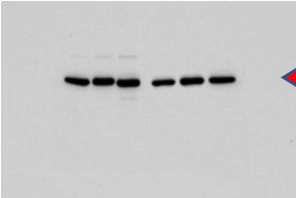
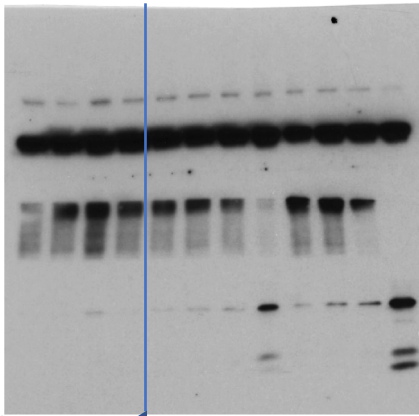


Figure 3

Full unedited blot for Figure 3E

HD:MB03

MYC (57-65 kDa), Cleaved casp-3 (17, 19 kDa)



OGT (110 kDa) – Data not included in manuscript

XPB (89 kDa) – Data not included in manuscript

MYC (57-65 kDa)

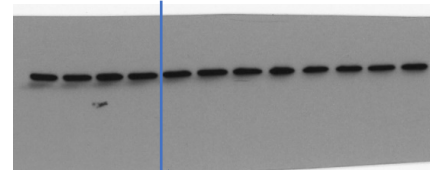
C Casp3 (17, 19 kDa)

Groups not included in manuscript

Full unedited blot for Figure 3E

HD:MB03

GAPDH (37 kDa)



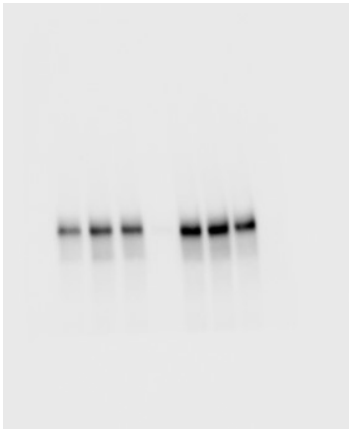
GAPDH (37 kDa)

Groups not included in manuscript

Full unedited blot for Figure 3E

D341

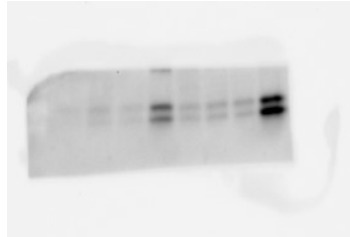
MYC (57-65 kDa)



Full unedited blot for Figure 3E

D341

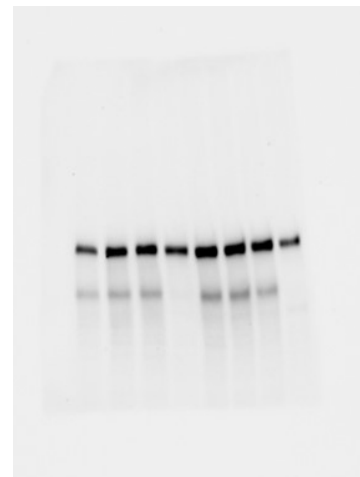
Cleaved casp-3 (17, 19 kDa)



Full unedited blot for Figure 3E

D341

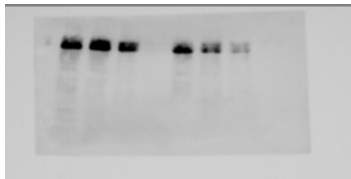
GAPDH (37 kDa)



Full unedited blot for Figure 3E

mG3-2929

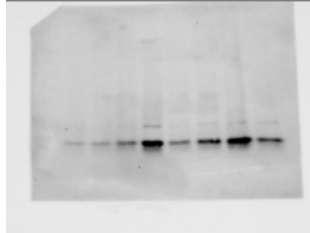
MYC (57-65 kDa)



Full unedited blot for Figure 3E

mG3-2929

Cleaved casp-3 (17, 19 kDa)



Full unedited blot for Figure 3E

mG3-2929

GAPDH (37 kDa)

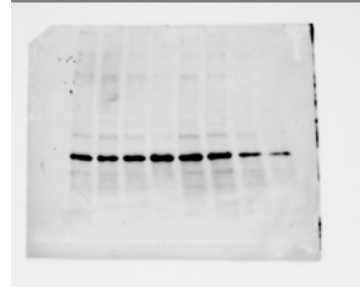
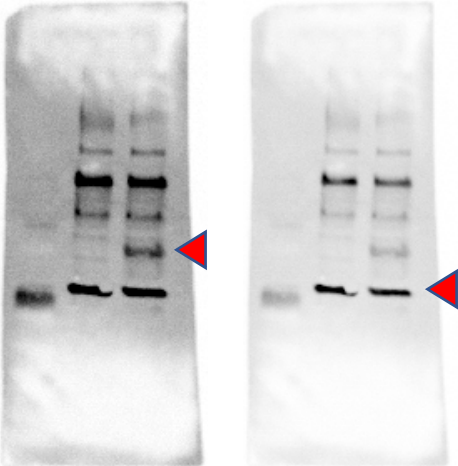


Figure 3 and Supplemental Figure 2

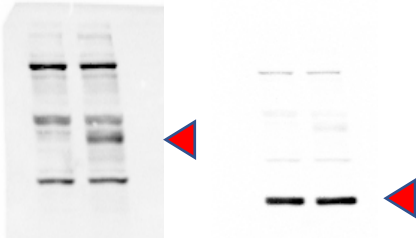
Full unedited blot for Figure 3F

mG3-2929
MYC (57-65 kDa) mG3-2929
GAPDH (37 kDa)



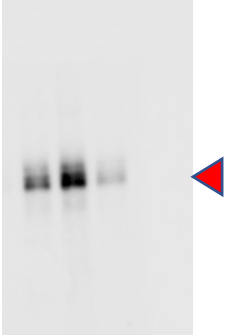
Full unedited blot for Supplemental Figure 2E

HD:MB03
MYC (57-65 kDa) HD:MB03
GAPDH (37 kDa)



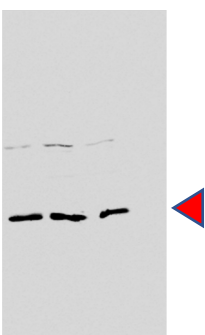
Full unedited blot for Figure 3G

mG3-2929
MYC (57-65 kDa)



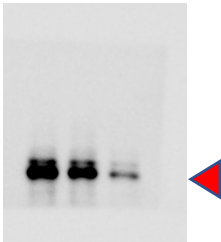
Full unedited blot for Figure 3G

mG3-2929
GAPDH (37 kDa)




Full unedited blot for Supplemental Figure 2F

HD:MB03
MYC (57-65 kDa)



HD:MB03
GAPDH (37 kDa)



Full unedited blot for Figure 3H

SHH-S47
MYC (57-65 kDa)



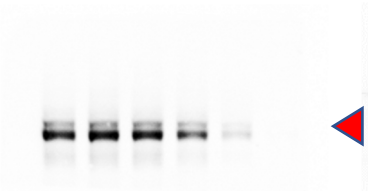
Full unedited blot for Figure 3H

SHH-S47
GAPDH (37 kDa)

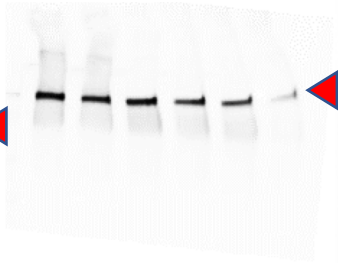


Figure 4

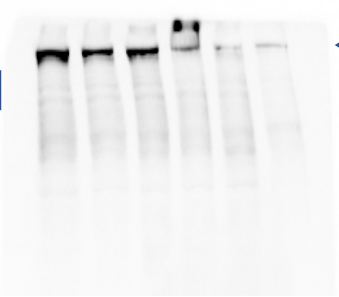
Full unedited blot for Figure 4B
HD:MB03
MYC (57-65 kDa)




Full unedited blot for Figure 4B
HD:MB03
P-RPB1 (250 kDa)



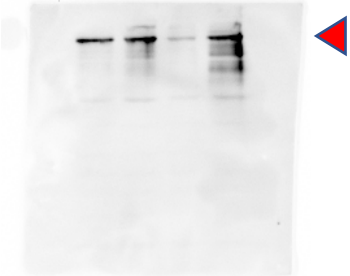
Full unedited blot for Figure 4B
HD:MB03
RPB1 (250 kDa)



Full unedited blot for Figure 4B
HD:MB03
GAPDH (37 kDa)



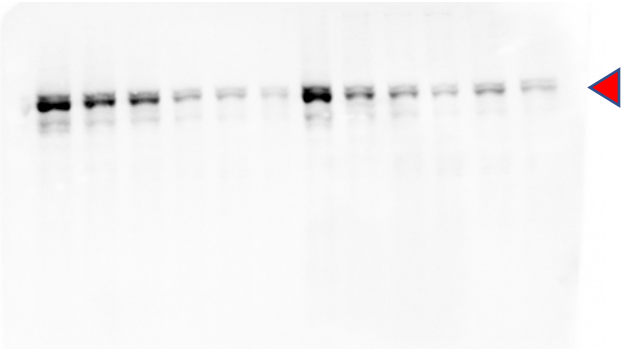
Full unedited blot for Figure 4E
HD:MB03
RPB1 (250 kDa)



Full unedited blot for Figure 4E
HD:MB03
 β -Tubulin (55 kDa)



Full unedited blot for Figure 4H
HD:MB03
MYC (57-65 kDa)



Full unedited blot for Figure 4H
HD:MB03
GAPDH (37 kDa)

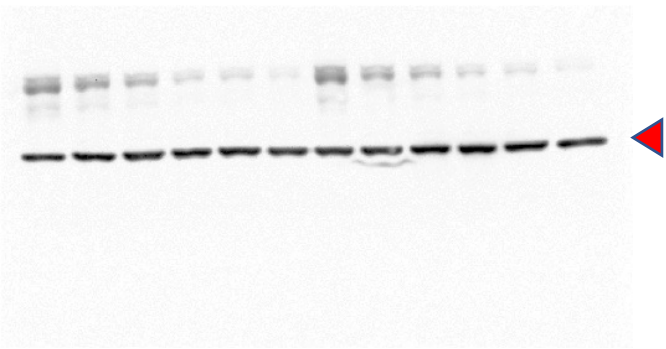
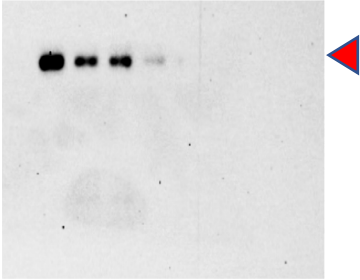


Figure 4

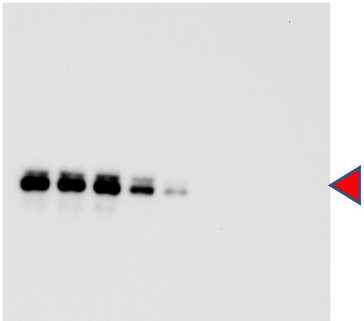
Full unedited blot for Figure 4I
HD:MB03
P-MYC (Ser62) (62 kDa)



Full unedited blot for Figure 4I
HD:MB03
P-MYC (Thr58) (62 kDa)



Full unedited blot for Figure 4I
HD:MB03
MYC (57-65 kDa)



Full unedited blot for Figure 4I
HD:MB03
GAPDH (37 kDa)

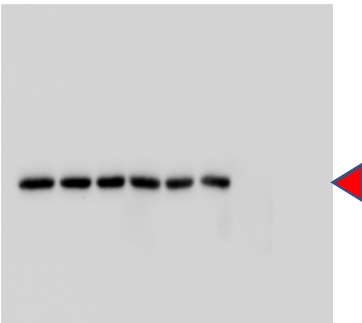
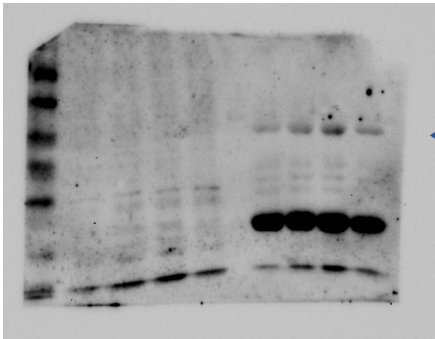
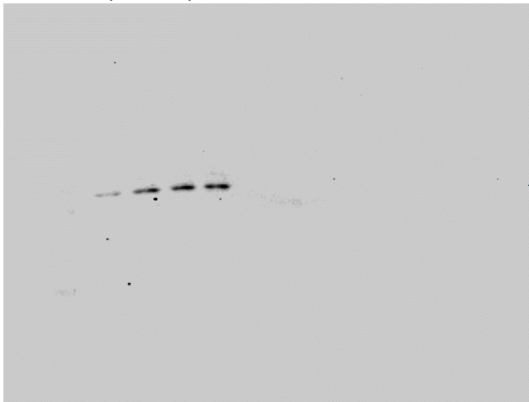


Figure 4

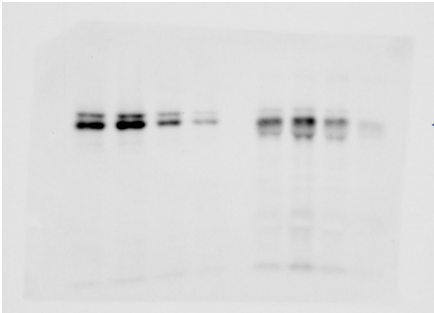
Full unedited blot for Figure 4J
HD:MB03
Ubiquitin



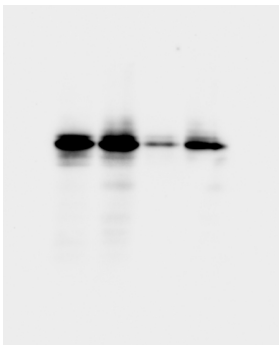
Full unedited blot for Figure 4J
HD:MB03
GAPDH (37 kDa)



Full unedited blot for Figure 4J
HD:MB03
MYC (57-65 kDa)



Full unedited blot for Figure 4K
HD:MB03
MYC (57-65 kDa)



Full unedited blot for Figure 4K
HD:MB03
GAPDH (37 kDa)

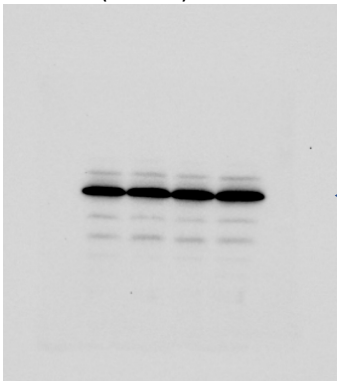
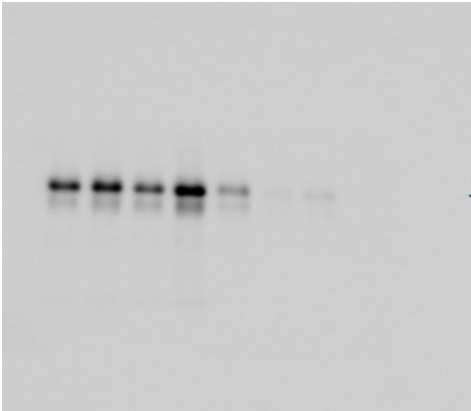
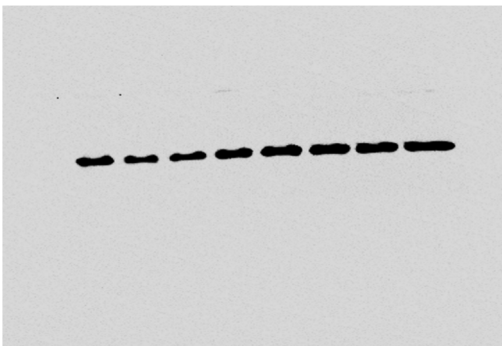


Figure 5 and Figure 6

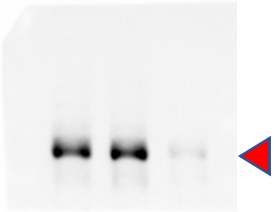
Full unedited gel for Figure 5C
mG3-2929 tumor
MYC (57-65 kDa)



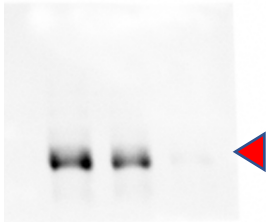
Full unedited gel for Figure 5C
mG3-2929 tumor
GAPDH (37 kDa)



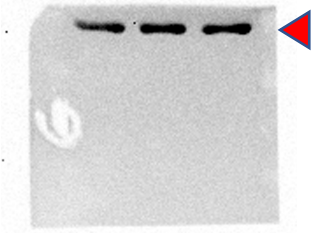
Full unedited blot for Figure 6A
D425
MYC (57-65 kDa)



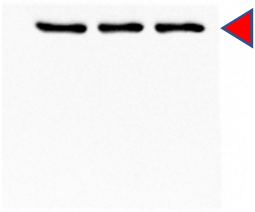
Full unedited blot for Figure 6A
D458
MYC (57-65 kDa)



Full unedited blot for Figure 6A
D425
GAPDH (37 kDa)

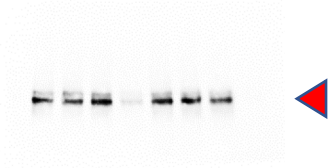


Full unedited blot for Figure 6A
D458
GAPDH (37 kDa)

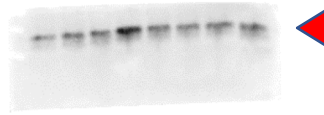


Supplemental Figure 4

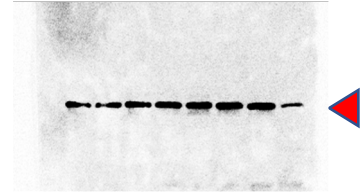
Full unedited gel for Supplemental Figure 4B
HD:MB03
MYC (57-65 kDa)



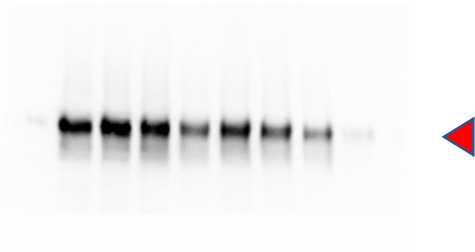
Full unedited gel for Supplemental Figure 4B
HD:MB03
Cleaved casp-3 (17, 19 kDa)




Full unedited gel for Supplemental Figure 4B
HD:MB03
 β -actin (45 kDa)



Full unedited blot for Supplemental Figure 4B
mG3-2929
MYC (57-65 kDa)



Full unedited blot for Supplemental Figure 4B
mG3-2929
Cleaved casp-3 (17, 19 kDa)



Full unedited blot for Supplemental Figure 4B
mG3-2929
 β -actin (45 kDa)

